


## Super L-Band Booster Optical Amplifier

**BOA1082P**  
PM Fiber




### Description

Thorlabs' BOA1082P is a high saturation output power, high bandwidth, polarization-maintaining Booster Optical Amplifier. The BOA1082P incorporates a highly efficient InP/InGaAsP Quantum Well (QW) layer structure and a reliable ridge waveguide design. This BOA is housed in a standard 14-pin butterfly package with an integrated thermoelectric cooler (TEC) and thermistor.

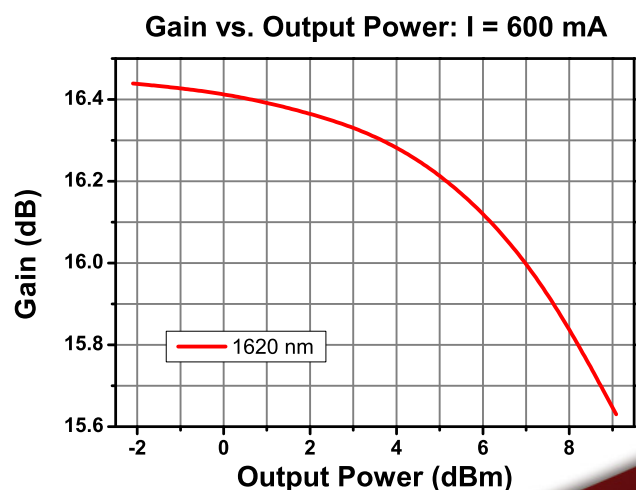
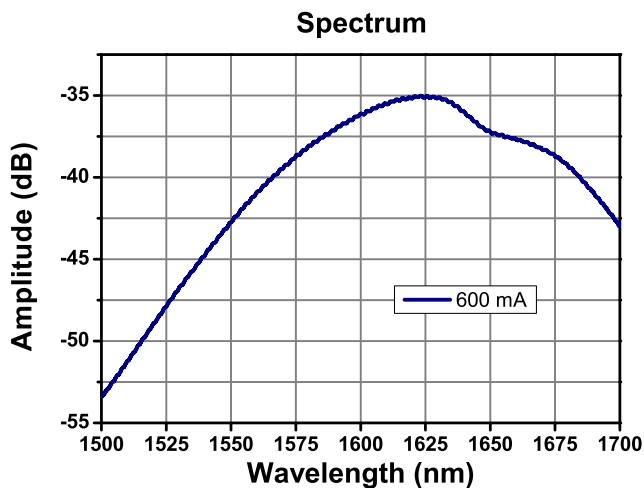
### Specifications

$T_{CHIP} = 25\text{ }^{\circ}\text{C}$ ,  $T_{CASE} = 0 - 70\text{ }^{\circ}\text{C}$

BOA1082P				
	Symbol	Min	Typical	Max
Operating Current	$I_{OP}$	-	600 mA	750mA
Center Wavelength	$\lambda_C$	1600 nm	1625 nm	1650 nm
Optical 3 dB Bandwidth	BW	70 nm	80 nm	-
Saturation Output Power @ -3 dB	$P_{SAT}$	10 dBm	13 dBm	-
Small Signal Gain @ $P_{IN} = -20\text{ dBm}$ , $\lambda = 1620\text{ nm}$	G	14 dB	18 dB	-
Gain Ripple (RMS) @ $I_{op}$	$\delta G$	-	0.05 dB	0.3 dB
Noise Figure	NF	-	8.5 dB	9.5 dB
Forward Voltage	$V_F$	-	1.5 V	2.0 V
TEC Operation (Typ. / Max @ $T_{CASE} = 25\text{ }^{\circ}\text{C} / 70\text{ }^{\circ}\text{C}$ )				
TEC Current	$I_{TEC}$	-	0.12 A	1.5 A
TEC Voltage	$V_{TEC}$	-	0.25 V	4.0 V
Thermistor Resistance	$R_{TH}$	-	10 k $\Omega$	-



### Performance Plots



## Drawings

### T. Case

1. TEC +	8. NC
2. Thermistor	9. NC
3. NC	10. Dev Anode
4. NC	11. Dev Cathode
5. Thermistor	12. NC
6. NC	13. Case
7. NC	14. TEC -

