



BOA1004SXL
SM Fiber

Description

Thorlabs' BOA1004SXL is a high saturation output power, high bandwidth, polarization-maintaining Booster Optical Amplifier. The BOA1004SXL, which is a premium-grade version of the BOA1004S, incorporates a highly efficient InP/InGaAsP Quantum Well (QW) layer structure and a reliable ridge waveguide design. This BOA is housed in a standard 14-pin butterfly package with an integrated thermoelectric cooler (TEC) and thermistor.

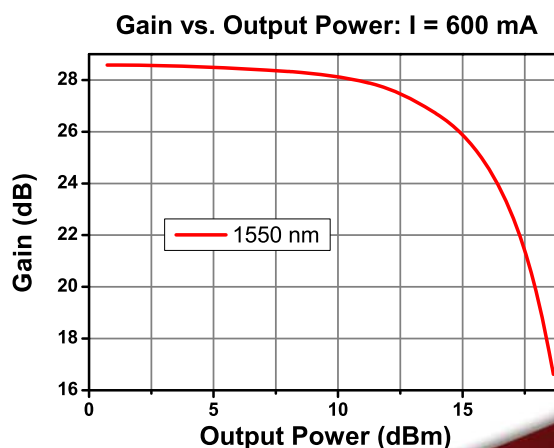
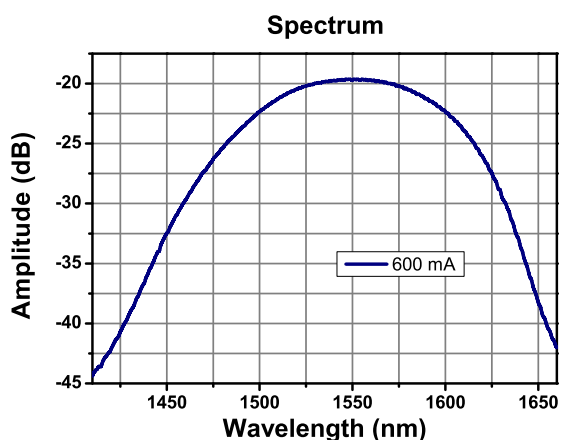
Specifications

$T_{CHIP} = 25\text{ }^{\circ}\text{C}$, $T_{CASE} = 0 - 70\text{ }^{\circ}\text{C}$

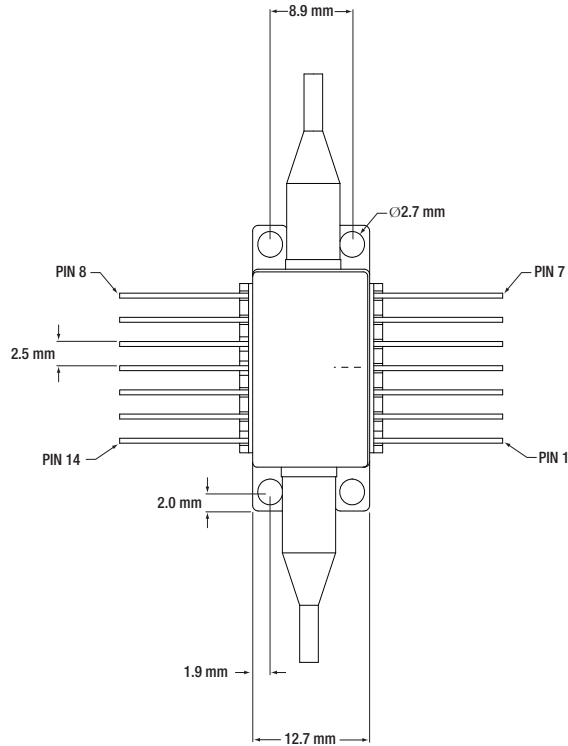
BOA1004SXL				
	Symbol	Min	Typical	Max
Operating Current	I_{OP}	-	600 mA	750 mA
Center Wavelength	λ_C	1530 nm	1550 nm	1570 nm
Optical 3 dB Bandwidth	BW	100 nm	-	-
Saturation Output Power @ -3 dB	P_{SAT}	15 dBm	-	-
Small Signal Gain @ $P_{IN} = -20\text{ dBm}$, $\lambda = 1550\text{ nm}$	G	28 dB	-	-
Gain Ripple (RMS) @ I_{op}	δG	-	0.1 dB	0.2 dB
Noise Figure	NF	-	-	7 dB
Forward Voltage	V_F	-	1.4 V	1.6 V
TEC Operation (Typical / Max @ $T_{CASE} = 25\text{ }^{\circ}\text{C} / 70\text{ }^{\circ}\text{C}$)				
-TEC Current	I_{TEC}	-	0.12 A	1.5 A
-TEC Voltage	V_{TEC}	-	0.25 V	4 V
-Thermistor Resistance	R_{TH}	-	10 k Ω	-



Performance Plots



Drawings



T. Case

1. TEC +	8. NC
2. Thermistor	9. NC
3. NC	10. Dev Anode
4. NC	11. Dev Cathode
5. Thermistor	12. NC
6. NC	13. Case
7. NC	14. TEC -

