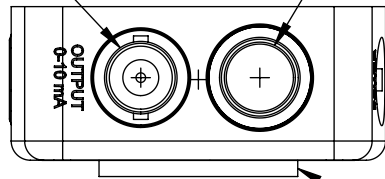


OUTPUT (BNC): 0-10 mA max. BATTERY CAP



DETECTOR ACTIVE AREA SURFACE IS FLUSH WITH FRONT OF HOUSING

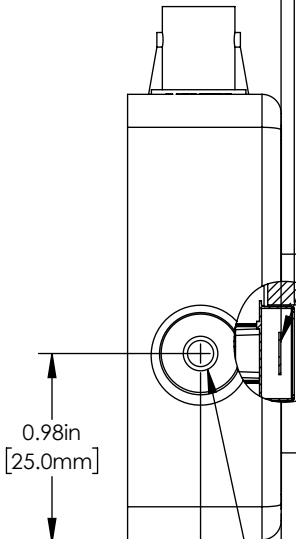
SM1 (1.035-40) SERIES EXTERNAL THREAD



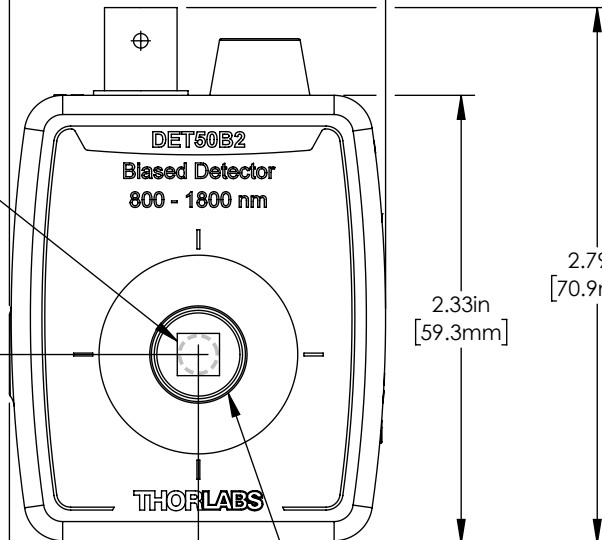
0.02in [0.4mm]  
0.09in [2.2mm]

1.96in [49.8mm]

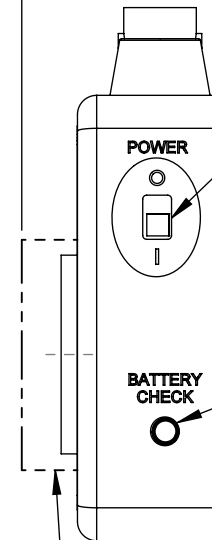
1.09in [27.7mm]



Ø 5mm DETECTOR



2.79in [70.9mm]



POWER SWITCH

BATTERY CHECK BUTTON

0.98in [25.0mm]

0.98in [25.0mm]

0.42in [10.7mm]

0.98in [25.0mm]

SM05 (0.535-40) SERIES INTERNAL THREAD (NOT ACCESSIBLE ON THIS DETECTOR)

INCLUDED: SM1 ADAPTER and SM1RR RETAINING RING

THREAD MOUNTS ACCEPT:  
8-32 x 0.25in  
AND M4 x 0.7 x 6mm

0.51in [12.8mm]

0.80in [20.3mm]

0.89in [22.5mm]

0.98in [25.0mm]

FOR INFORMATION ONLY  
NOT FOR MANUFACTURING PURPOSES

DRAWING PROJECTION



**THORLABS**  
www.thorlabs.com

	NAME	DATE
DRAWN	WKC	08/DEC/17
APPROVAL	RH	08/DEC/17

COPYRIGHT © 2017 BY THORLABS

VALUES IN PARENTHESIS ARE CALCULATED AND MAY CONTAIN ROUND OFF ERRORS

Ge Biased Detector

MATERIAL	N/A	REV A
----------	-----	-------

ITEM #	DET50B2	APPROX WEIGHT	0.10 kg
--------	---------	---------------	---------