


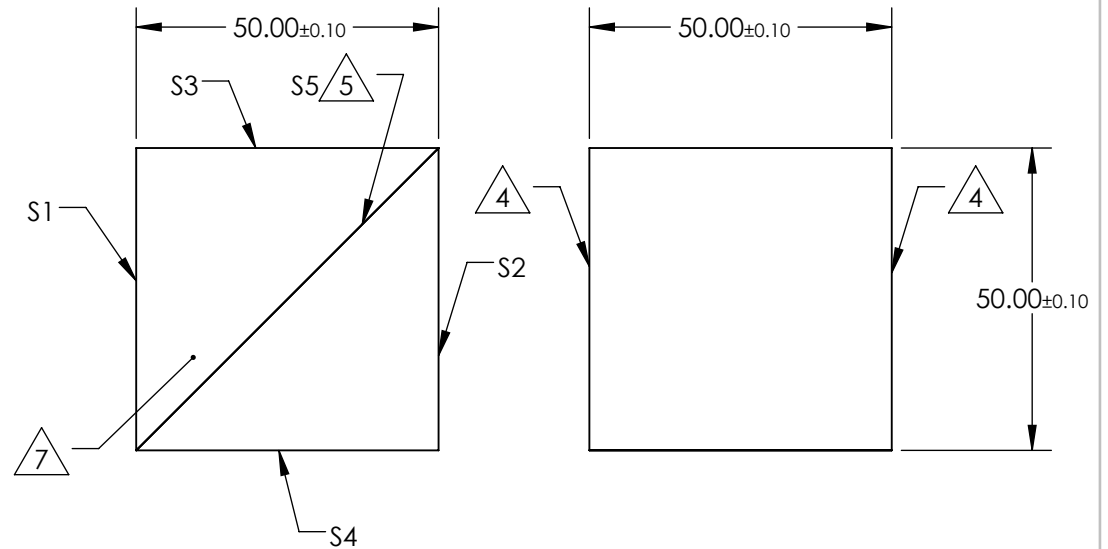


NOTES:

1. SUBSTRATE MATERIAL:  
N-BK7
2. CENTERING TOLERANCE (AT 780nm):  
BEAM DEVIATION:  $\pm 3$  arcmin
3. COATING (APPLY ACROSS CLEAR APERTURE)

S1, S2, S3 & S4: R(abs) <0.25% @ 780nm  
 S5: Tp/Ts >1000:1 @ 780nm  
 TRANSMISSION >95%  
 REFLECTION >99.5%

-  FINE GROUND SURFACE
-  ELEMENTS TO BE CEMENTED WITH NORLAND OPTICAL ADHESIVE 61
- 6. PROTECTIVE BEVEL AS NEEDED
-  MARK IDENTIFIES BEAMSPLITTER COATING RIGHT ANGLE PRISM



**FOR INFORMATION ONLY:  
 DO NOT MANUFACTURE  
 PARTS TO THIS DRAWING**

SPECIFICATIONS SUBJECT TO CHANGE WITHOUT NOTICE  
 DIMENSIONS ARE FOR REFERENCE ONLY

REV. 001	S1, S2, S3, S4	S5
SHAPE	PLANO	PLANO
SURFACE FLATNESS	$\lambda/4$	$\lambda/4$
SURFACE QUALITY	40-20	40-20
CLEAR APERTURE	90	90



ALL DIMS IN

mm

**EO**® Edmund Optics®

TITLE

50mm, 780nm, LASER LINE POLARIZING CUBE  
 BEAMSPLITTER

DWG NO

48866

SHEET  
 1 OF 1