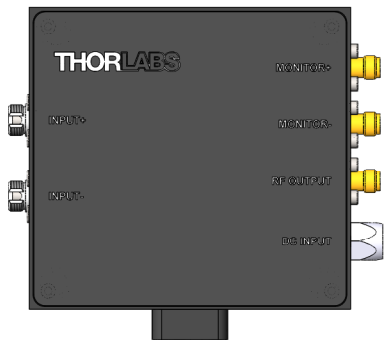
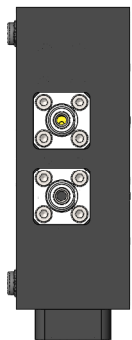
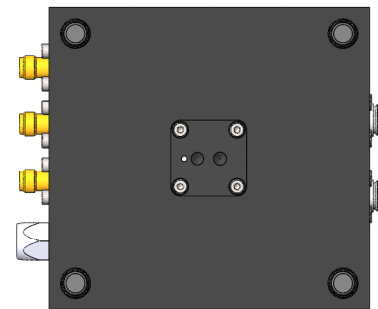
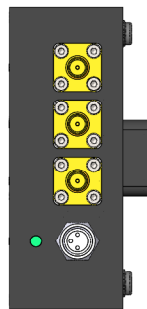


Adapter plate mounting positions

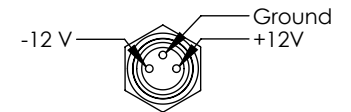
Option A



Option B



Electrical Connections



FOR INFORMATION ONLY
NOT FOR MANUFACTURING PURPOSES

DRAWING PROJECTION			THORLABS www.thorlabs.com	
NAME	DATE	PDB420A		
DRAWN VM	16/MAR/11	MATERIAL		REV A
APPROVAL JP	16/MAR/11	N/A		
COPYRIGHT © 2011 BY THORLABS		ITEM #	APPROX WEIGHT	
VALUES IN PARENTHESIS ARE CALCULATED AND MAY CONTAIN ROUND OFF ERRORS		PDB420A	0.3 Kg	