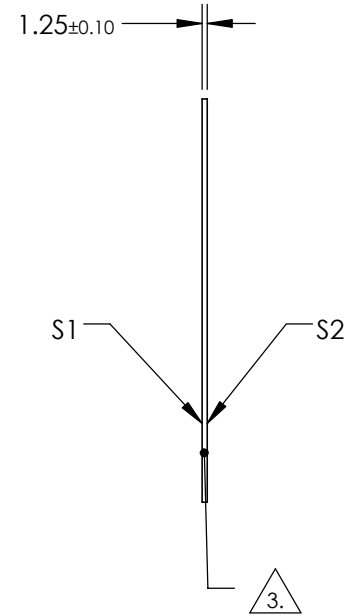
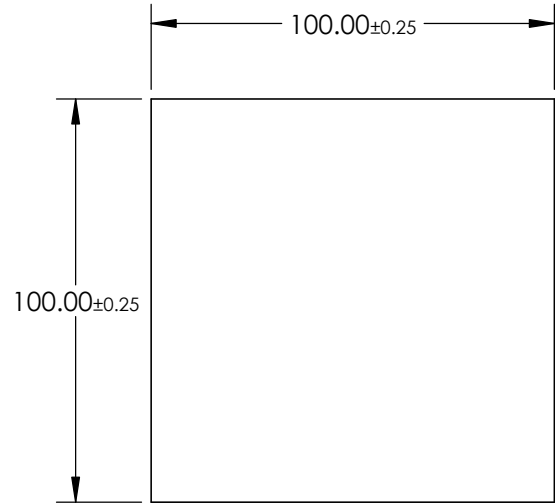
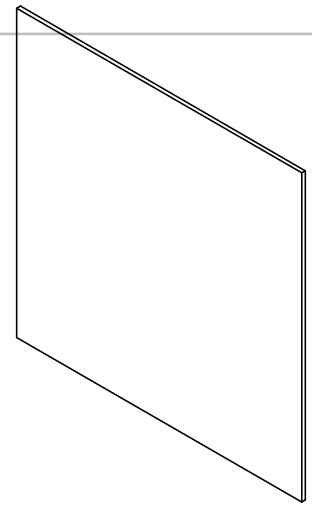


NOTES:

1. WAVELENGTH RANGE: : 400 - 700nm
2. COATING: UNCOATED
3. FINE GRIND SURFACE
4. ROHS COMPLIANT

**FOR INFORMATION ONLY:
DO NOT MANUFACTURE
PARTS TO THIS DRAWING**



SPECIFICATIONS SUBJECT TO CHANGE WITHOUT NOTICE
DIMENSIONS ARE FOR REFERENCE ONLY

EO® **Edmund Optics**®

	S1	S2
SHAPE	PLANO	PLANO
SURFACE QUALITY	80-50	80-50
SURFACE ACCURACY	COMMERCIAL POLISH	COMMERCIAL POLISH
BEVEL	PROTECTIVE AS NEEDED	PROTECTIVE AS NEEDED

THIRD ANGLE PROJECTION

ALL DIMS IN mm

TITLE	100 x 100mm WHITE DIFFUSING GLASS	
DWG NO	34480	SHEET 1 OF 1