

NOTES:

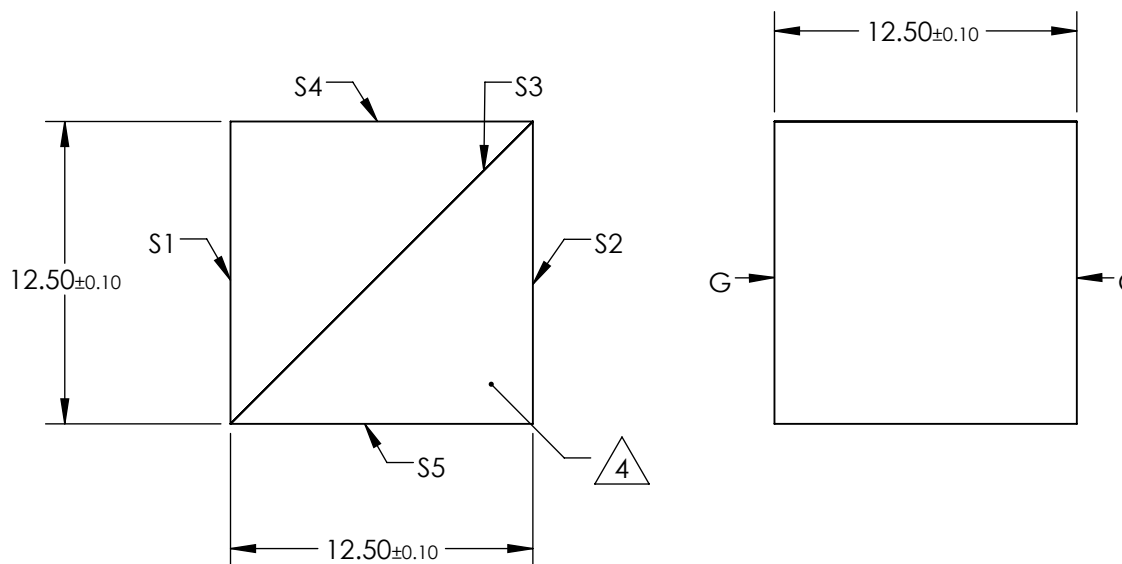
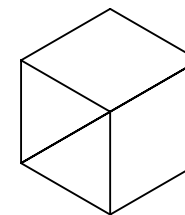
1. SUBSTRATE MATERIAL: N-BK7
2. ROHS COMPLIANT
3. COATING (APPLY ACROSS CLEAR APERTURE)

SURFACE MARKED G: NONE
 SURFACE MARKED S1, S2, S4 & S5:
 $R(\text{avg}) < 0.25\% @ 1064\text{nm} @ 0^\circ \text{AOI}$

SURFACE MARKED S3:
 NON-POLARIZING COATING PER FINISHED CUBE
 SPECIFICATIONS LISTED BELOW

4. APPLY MARK IDENTIFYING BEAMSPLITTER COATED RIGHT ANGLE PRISM WITH PENCIL OR PERMANENT INK

5. TOLERANCES:
 S1 & S2 BEAM DEVIATION TO BE WITHIN 2 arcmin
 S4 & S5 BEAM DEVIATION TO BE WITHIN 2 arcmin

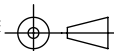


**FOR INFORMATION ONLY:
 DO NOT MANUFACTURE
 PARTS TO THIS DRAWING**

SPECIFICATIONS SUBJECT TO CHANGE WITHOUT NOTICE
 DIMENSIONS ARE FOR REFERENCE ONLY

AVERAGE TRANSMISSION	$45\% \pm 5\%$
$ T_s - T_p $	$< 3\%$
ABSOLUTE TRANSMISSION	$45\% \pm 10\%$
SURFACE FLATNESS	$\lambda/8$
SURFACE QUALITY	40-20
CLEAR APERTURE	90%

THIRD ANGLE
 PROJECTION



ALL DIMS IN

mm



TITLE

12.5mm, 1064nm, NON-POLARIZING CUBE
 BEAMSPLITTER

DWG NO

35965

SHEET
 1 OF 1