


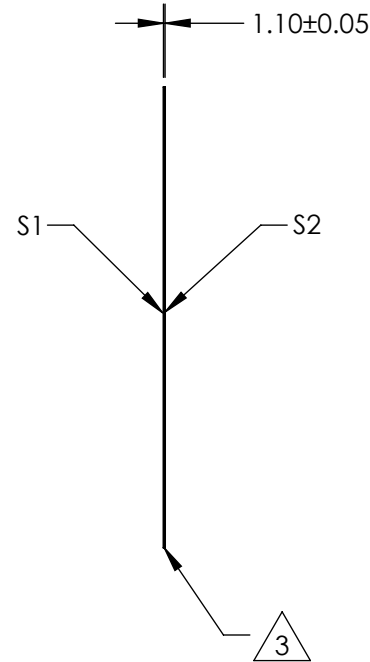
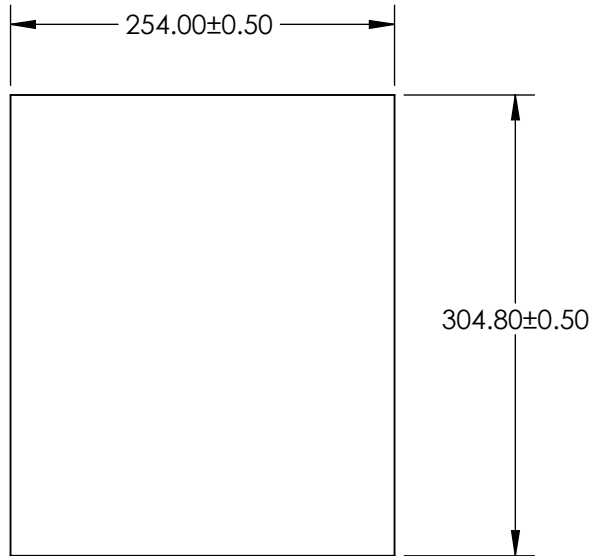
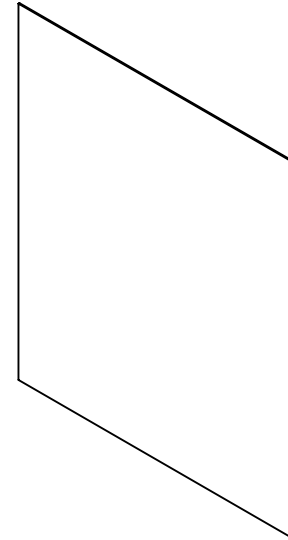
NOTES:

1. SUBSTRATE: GORILLA® GLASS

2. COATING (APPLY ACROSS CLEAR APERTURE):
S1 & S2: NONE

3.  CUT AND SEAMED SURFACE

4. ROHS COMPLIANT



**FOR INFORMATION ONLY:
DO NOT MANUFACTURE
PARTS TO THIS DRAWING**

SPECIFICATIONS SUBJECT TO CHANGE WITHOUT NOTICE
DIMENSIONS ARE FOR REFERENCE ONLY

	S1	S2
SHAPE	PLANO	PLANO
SURFACE QUALITY	80 - 50	80 - 50
CLEAR APERTURE	228.6 x 274.3	228.6 x 274.3
COATING APERTURE	N/A	N/A
BEVEL	PROTECTED AS NEEDED	PROTECTED AS NEEDED

THIRD ANGLE PROJECTION 

ALL DIMS IN

mm

 **Edmund Optics®**

TITLE

10" x 12" Uncoated, Gorilla Glass® Window

DWG NO

21238

SHEET
2 OF 2