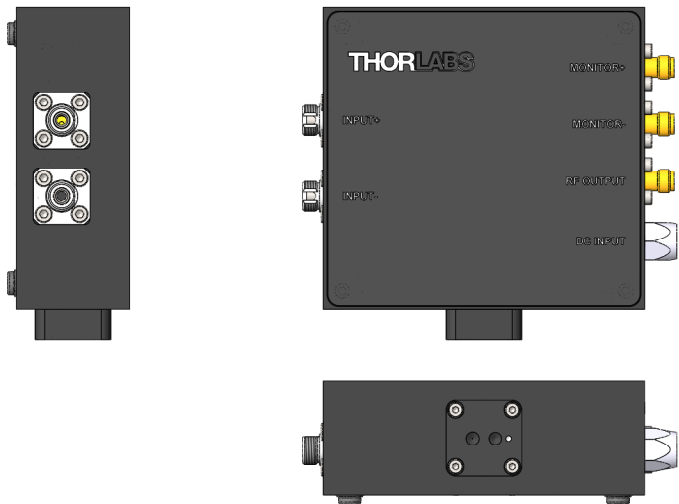
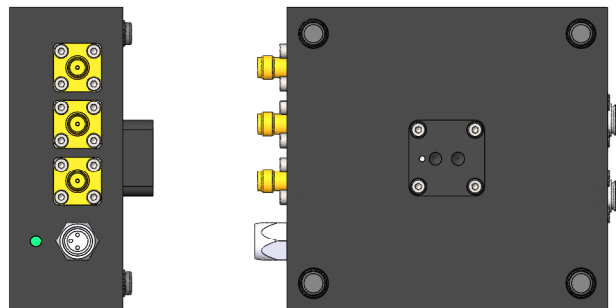


Adapter plate mounting positions

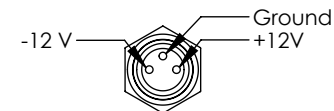
Option A



Option B



Electrical Connections



FOR INFORMATION ONLY
NOT FOR MANUFACTURING PURPOSES

| | | | | |
|---|-----------|----------|-------------------------------------|---------------|
| DRAWING PROJECTION | | | THORLABS www.thorlabs.com | |
| NAME | DATE | PDB460A | | |
| DRAWN VM | 16/MAR/11 | MATERIAL | REV A | |
| APPROVAL JP | 16/MAR/11 | N/A | | A |
| COPYRIGHT © 2011 BY THORLABS | | ITEM # | PDB460A | APPROX WEIGHT |
| VALUES IN PARENTHESIS ARE CALCULATED AND MAY CONTAIN ROUND OFF ERRORS | | | | 0.3 Kg |