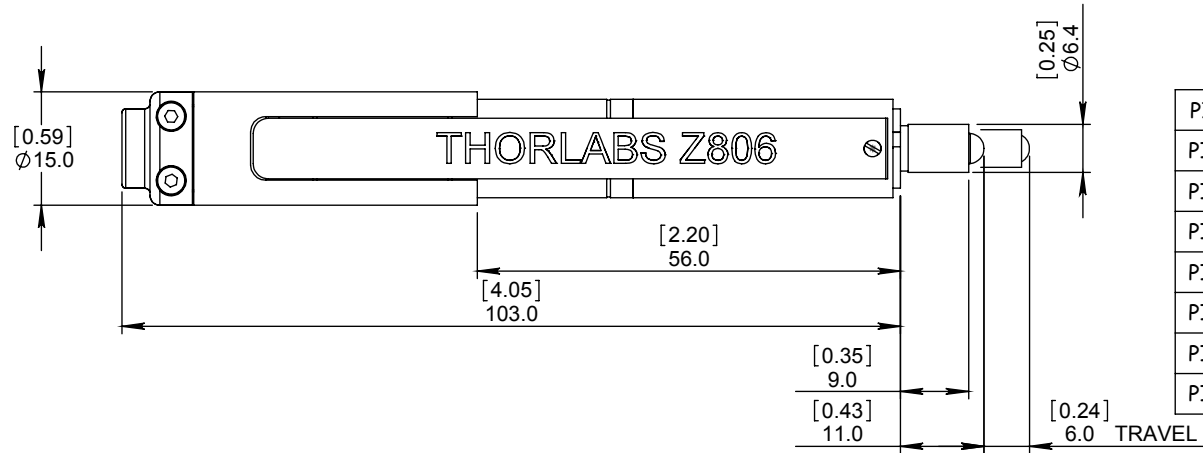
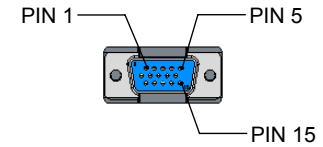
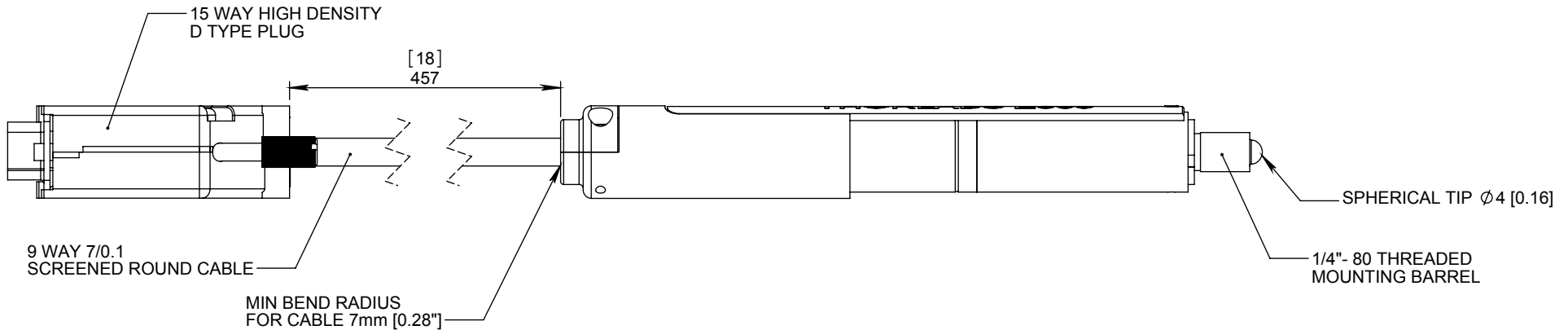


DO NOT SCALE



PIN 1	GROUND (LIMIT AND Vcc)	PIN 9	IDENT RESISTOR
PIN 2	FORWARD LIMIT	PIN 10	5 VDC
PIN 3	REVERSE LIMIT	PIN 11	ENCODER CHANNEL A
PIN 4	RESERVED FOR FUTURE USE	PIN 12	RESERVED FOR FUTURE USE
PIN 5	MOTOR (-)	PIN 13	ENCODER CHANNEL B
PIN 6	RESERVED FOR FUTURE USE	PIN 14	RESERVED FOR FUTURE USE
PIN 7	MOTOR (+)	PIN 15	RESERVED FOR FUTURE USE
PIN 8	RESERVED FOR FUTURE USE		



4	ADDITIONAL INFORMATION ADDED	05/10/09
3	BARREL REMOVED FOR STANDARD VERSION	27/07/09
2	TIP DIAMETER MODIFIED	22/04/09
1	ENGINEERING SUPPORT DRAWING	03/03/09
ISSUE	C/N NUMBER	DATE
TOLERANCES X=±1 X.X=±0.25 X.XX=±0.1 ANGULAR=±0°30'		ALL DIMENSIONS IN MILLIMETRES
THIRD ANGLE PROJECTION DRAWN TO BS.308		

<b>THORLABS</b>		COPYRIGHT © THORLABS ALL RIGHTS RESERVED NO UNAUTHORISED DUPLICATION OR MANUFACTURE PERMITTED	
TITLE <b>Z806 ACTUATOR</b>			
MATERIAL -			
TREATMENT -			
FINISH -			
DATE	DWG	ISSUE	
18/03/2010	<b>Z806</b>	4	
DRAWN	APPD.	SCALE	
<i>KBS</i>	-	1:1	A4 SHEET 1 OF 1