

NOTES:

1. SUBSTRATE:

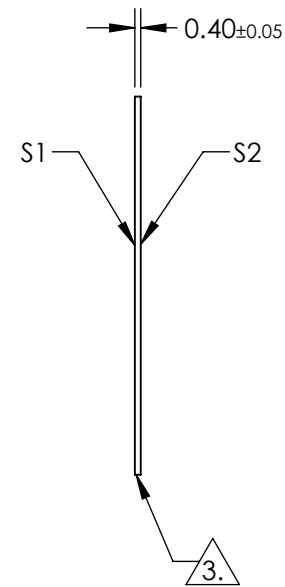
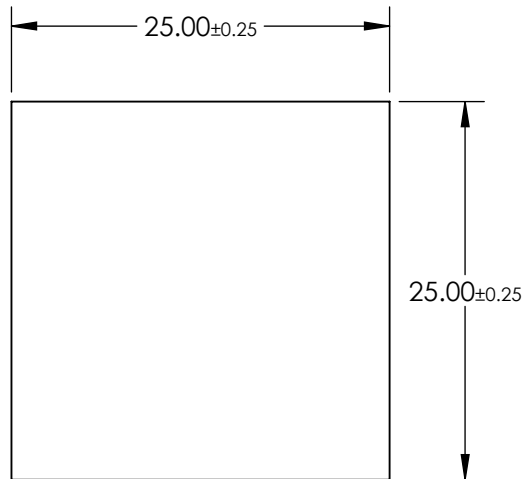
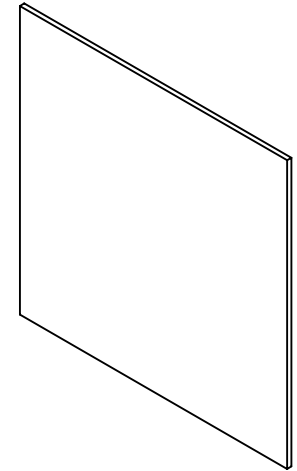
D263@T eco

2. COATING (APPLY ACROSS CLEAR APERTURE)

S1 & S2: NONE

 3. CUT AND SEAMED SURFACE

4. ROHS COMPLIANT



**FOR INFORMATION ONLY:
DO NOT MANUFACTURE
PARTS TO THIS DRAWING**

SPECIFICATIONS SUBJECT TO CHANGE WITHOUT NOTICE
DIMENSIONS ARE FOR REFERENCE ONLY

	S1	S2
SHAPE	PLANO	PLANO
SURFACE QUALITY	80-50	80-50
CLEAR APERTURE	22.50 x 22.50	22.50 x 22.50
BEVEL	PROTECTED AS NEEDED	PROTECTED AS NEEDED

THIRD ANGLE PROJECTION 

ALL DIMS IN

mm

 **Edmund Optics®**

TITLE

25 x 25mm, 0.4mm Thick, SCHOTT D263@T eco Window

DWG NO

18301

SHEET
1 OF 1