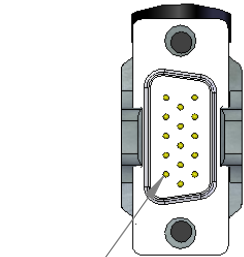
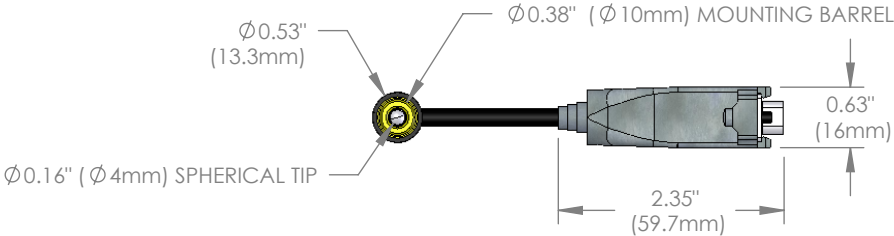
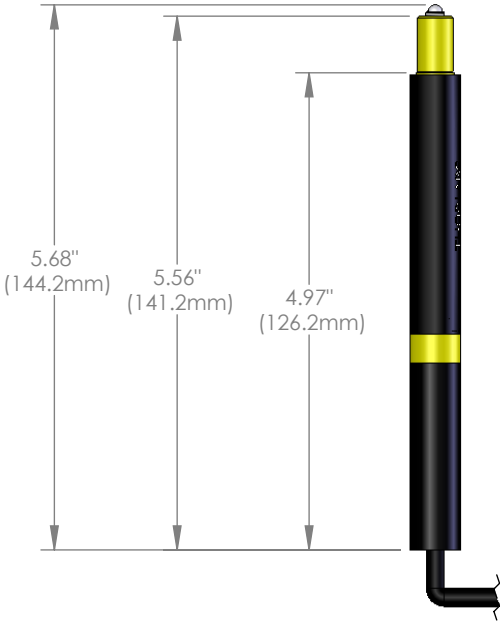


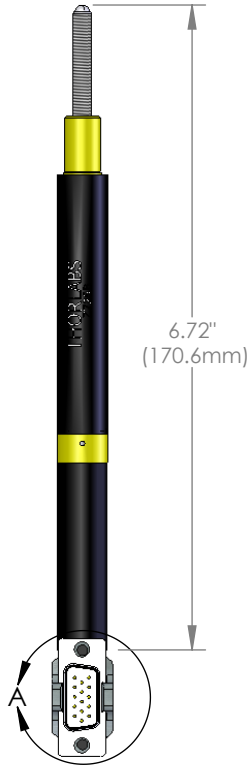
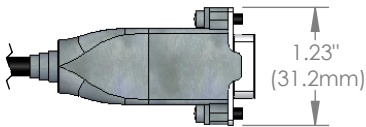
PIN	DESCRIPTION
1	GROUND (LIMIT AND Vcc)
2	REVERSE LIMIT
3	FORWARD LIMIT
4	RESERVED FOR FUTURE USE
5	MOTOR (-)
6	RESERVED FOR FUTURE USE
7	MOTOR (+)
8	RESERVED FOR FUTURE USE
9	RESERVED FOR FUTURE USE
10	12-15 VOLTS Vcc
11	ENCODER CHANNEL A
12	RESERVED FOR FUTURE USE
13	ENCODER CHANNEL B
14	RESERVED FOR FUTURE USE
15	RESERVED FOR FUTURE USE



DETAIL A
SCALE 1 : 1



MINIMUM EXTENSION



MAXIMUM EXTENSION

NOTES:
LIMIT SWITCHES ARE DESIGNED FOR OVERDRIVE PROTECTION ONLY
CABLE LENGTH 108" (2743mm)

	NAME	DATE
DRAWN	SS	09/19/2007
ENG APPR.	JMM	03/05/2007
MFG APPR.	TC	03/05/2007

PROPRIETARY AND CONFIDENTIAL
THE INFORMATION CONTAINED IN THIS DRAWING IS THE SOLE PROPERTY OF THORLABS, INC. ANY REPRODUCTION IN PART OR AS A WHOLE WITHOUT THE WRITTEN PERMISSION OF THORLABS, INC. IS PROHIBITED.

THORLABS INC. PO BOX 366
NEWTON NJ

TITLE: 25mm TRAVEL ACTUATOR

MATERIAL: N/A SIZE A REV. C

SCALE: 1:2 SHEET 1 OF 1

DWG. NO. 16355-E01 PART NO. Z725B