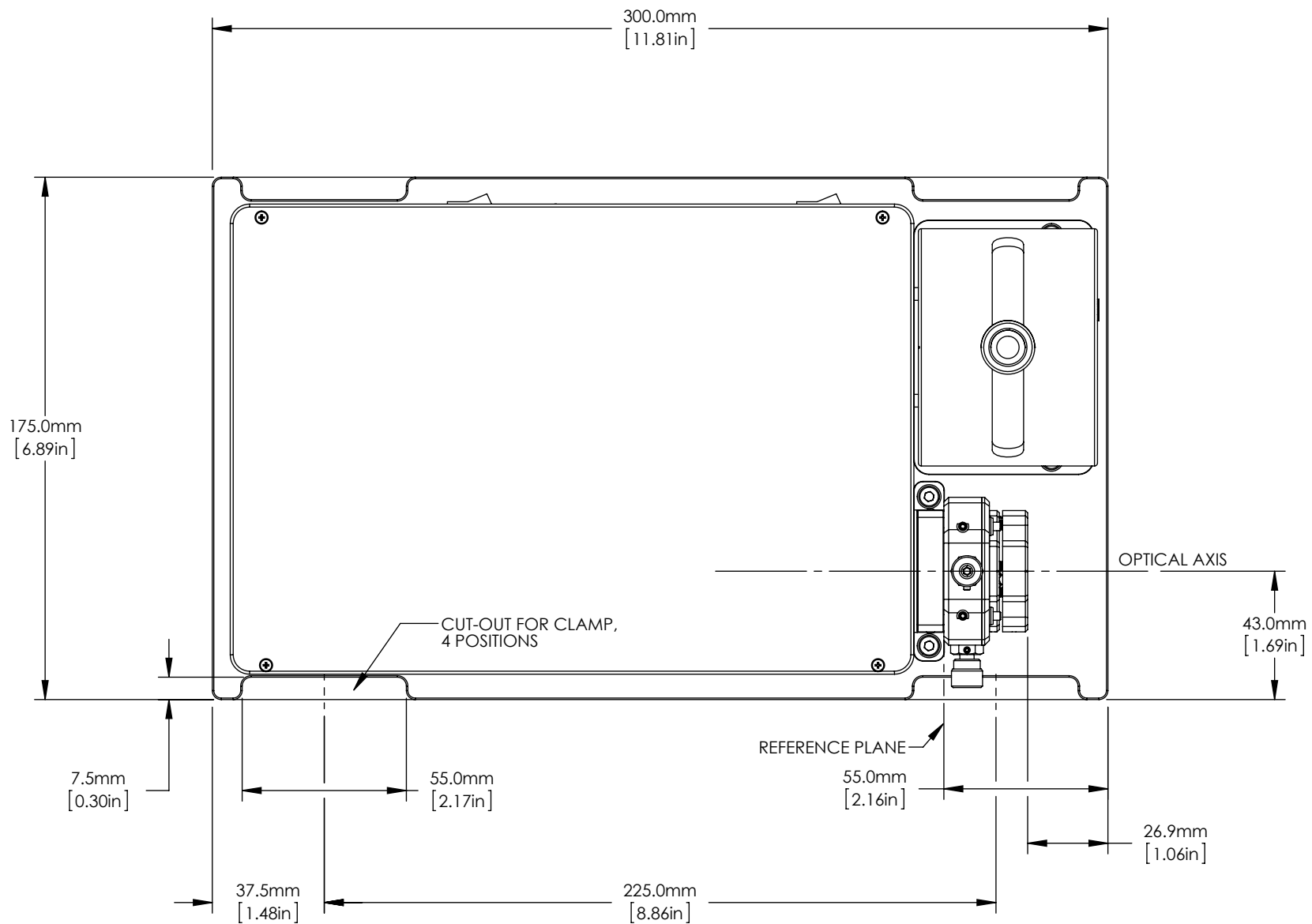


FOR INFORMATION ONLY
NOT FOR MANUFACTURING PURPOSES

FOR MORE INFORMATION SEE NEXT PAGES

DRAWING PROJECTION			 www.thorlabs.com	
NAME	DATE	M ² MEASUREMENT SYSTEM WITH BP209-IR, 900-1700nm		
DRAWN	Hit.	22/MAY/14	MATERIAL	
APPROVAL	RR	22/MAY/14	N/A	
COPYRIGHT © 2014 BY THORLABS VALUES IN PARENTHESIS ARE CALCULATED AND MAY CONTAIN ROUND OFF ERRORS			ITEM #	APPROX WEIGHT
			M2MS-BP209IR	4.6 kg
			REV	A



FOR INFORMATION ONLY
NOT FOR MANUFACTURING PURPOSES

DRAWING PROJECTION			THORLABS www.thorlabs.com	
NAME	DATE	M ² MEASUREMENT SYSTEM WITH BP209-IR, 900-1700nm		
DRAWN	Hit.	22/MAY/14	MATERIAL	REV
APPROVAL	RR	22/MAY/14	N/A	A
COPYRIGHT © 2014 BY THORLABS			ITEM #	APPROX WEIGHT
VALUES IN PARENTHESIS ARE CALCULATED AND MAY CONTAIN ROUND OFF ERRORS			M2MS-BP209IR	4.6 kg

91.2mm
[3.59in]

OPTICAL AXIS

70.0mm
[2.75in]

0.5mm
[0.02in]

BASE PLATE FOOT, 0.5mm
HEIGHT, 4 POSITIONS

DETAIL A
SCALE 1 : 1

250.0mm
[9.84in]

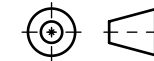
25.0mm
[0.98in]

M6x1mm, 10mm DEPTH, 5 POSITIONS,
FOR RUBBER DAMPING FEET THORLABS
ITEM RDF1 (4 PIECES INCLUDED)

125.0mm
[4.92in]

FOR INFORMATION ONLY
NOT FOR MANUFACTURING PURPOSES

DRAWING
PROJECTION



NAME

DATE

DRAWN

Hit.

22/MAY/14

APPROVAL

RR

22/MAY/14

COPYRIGHT © 2014 BY THORLABS

VALUES IN PARENTHESIS ARE CALCULATED
AND MAY CONTAIN ROUND OFF ERRORS

THORLABS

www.thorlabs.com

M² MEASUREMENT SYSTEM WITH
BP209-IR, 900-1700nm

MATERIAL

N/A

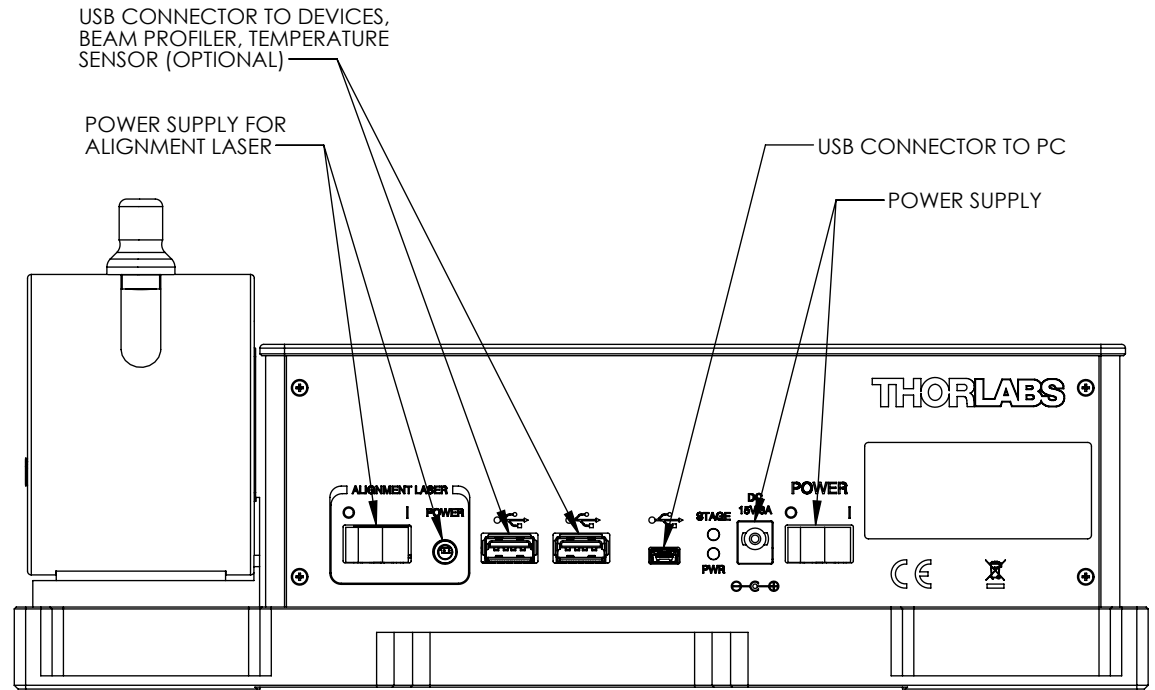
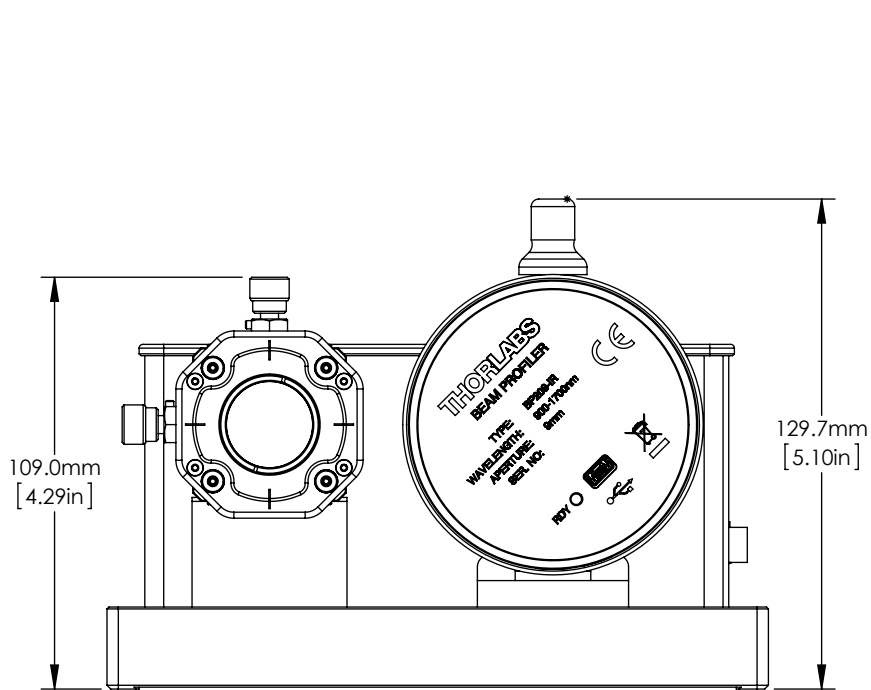
REV
A

ITEM #

M2MS-BP209IR

APPROX WEIGHT

4.6 kg



FOR INFORMATION ONLY
NOT FOR MANUFACTURING PURPOSES

DRAWING PROJECTION			THORLABS www.thorlabs.com	
NAME	DATE	M ² MEASUREMENT SYSTEM WITH BP209-IR, 900-1700nm		
DRAWN	Hit.	22/MAY/14	MATERIAL	
APPROVAL	RR	22/MAY/14	N/A	
COPYRIGHT © 2014 BY THORLABS			ITEM #	APPROX WEIGHT
VALUES IN PARENTHESIS ARE CALCULATED AND MAY CONTAIN ROUND OFF ERRORS			M2MS-BP209IR	4.6 kg
			REV	A