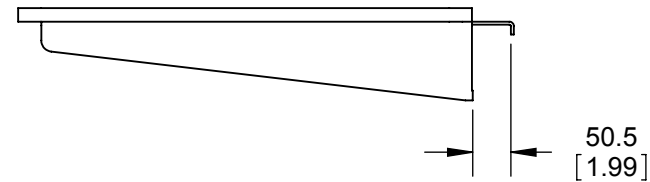
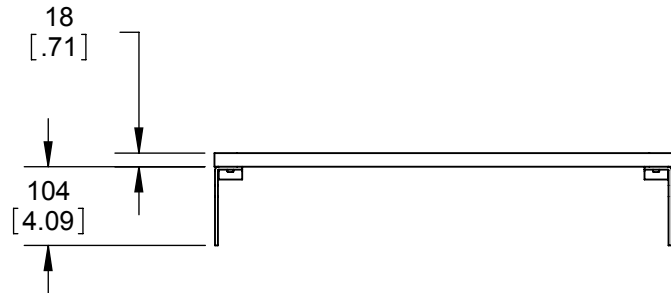
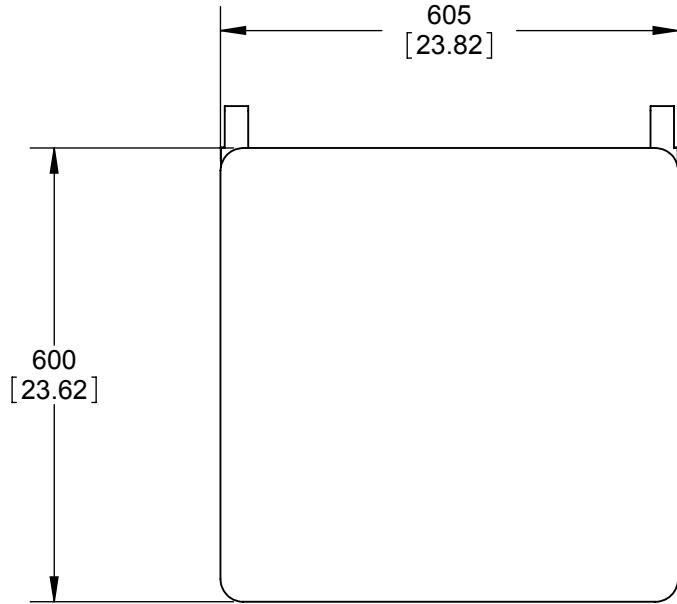



NOTES:

DO NOT SCALE



2	AMENDED	28.01.2010
1	ENGINEERING SUPPORT DRAWING	19.08.2009
ISSUE	C/N NUMBER	DATE
TOLERANCES X=±1 X.X=±0.25 X.XX=±0.1 ANGULAR=±0°30'		ALL DIMENSIONS IN MILLIMETRES
THIRD ANGLE PROJECTION DRAWN TO BS.308		



<b>THORLABS</b>		COPYRIGHT © THORLABS ALL RIGHTS RESERVED NO UNAUTHORISED DUPLICATION OR MANUFACTURE PERMITTED	
TITLE <b>600mm Side Shelf</b>			
DATE <b>28.01.2010</b>	DWG <b>PSY352</b>	ISSUE <b>2</b>	
DRAWN <i>CJL</i>	APPD.	SCALE <b>1:10</b>	<b>A4</b> SHEET <b>1</b> OF <b>1</b>