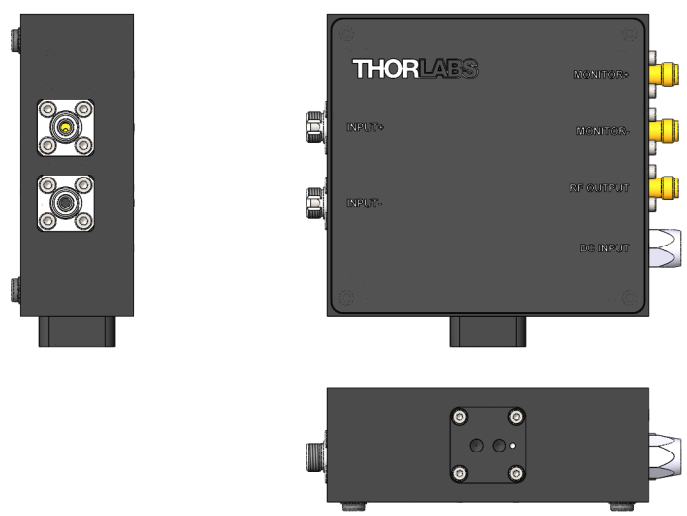


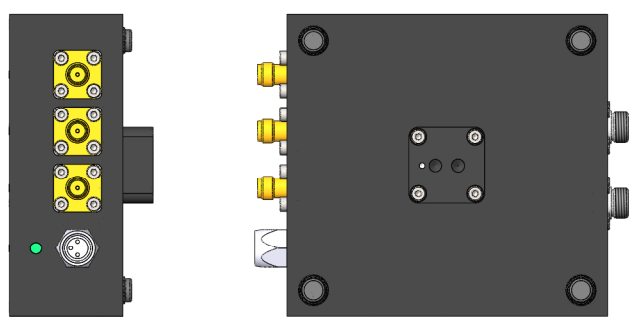
Adapter plate

Adapter plate mounting positions

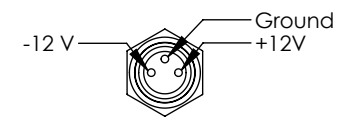
Option A



Option B



Electrical Connections



FOR INFORMATION ONLY  
NOT FOR MANUFACTURING PURPOSES

|   |      |           |          |  |         |         |                                     |  |
|---|------|-----------|----------|--|---------|---------|-------------------------------------|--|
| DRAWING PROJECTION  |      |           |          |  |         |         | <b>THORLABS</b><br>www.thorlabs.com |  |
| NAME  | DATE |           |          |  |         | PDB410A |                                     |  |
| DRAWN   | VM   | 16/MAR/11 |          |  |         |         |                                     |  |
| APPROVAL  | JP   | 16/MAR/11 |          |  |         |         | REV A                               |  |
| COPYRIGHT © 2011 BY THORLABS  |      |           | MATERIAL |  | N/A     |         |                                     |  |
| VALUES IN PARENTHESIS ARE CALCULATED AND MAY CONTAIN ROUND OFF ERRORS |      |           | ITEM #   |  | PDB410A |         | APPROX WEIGHT                       |  |
|   |      |           |          |  |         |         | 0.3 Kg                              |  |