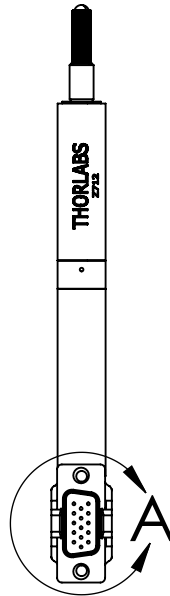
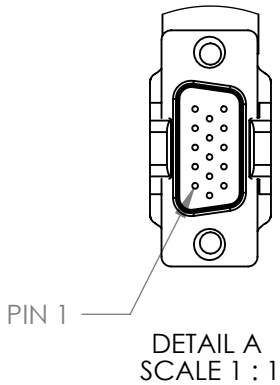
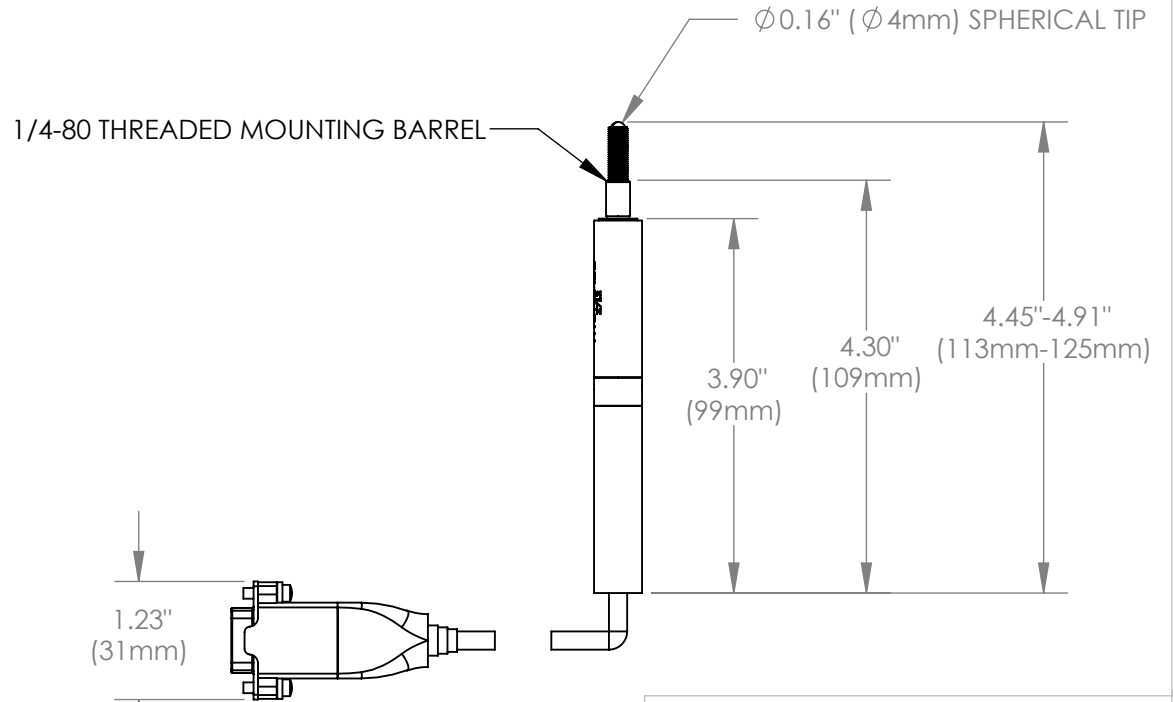
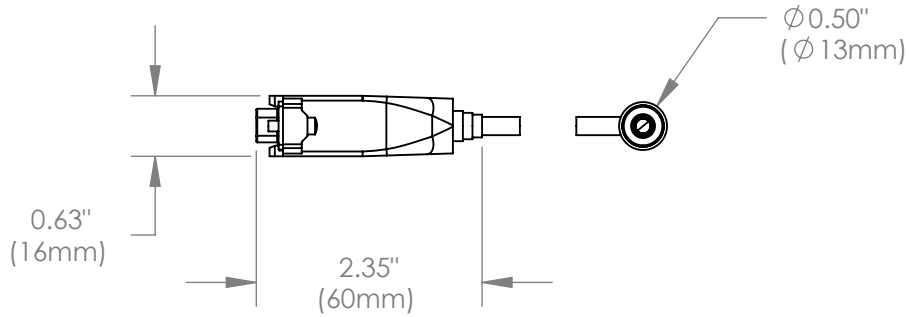


PIN	DESCRIPTION
1	Ground (limit and Vcc)
2	Reverse Limit
3	Forward Limit
4	Reserved for future use
5	Motor (-)
6	Reserved for future use
7	Motor (+)
8	Reserved for future use
9	Identification Resistor (22k)
10	12-15V Vcc
11	Encoder Channel A
12	Reserved for future use
13	Encoder Channel B
14	Reserved for future use
15	Reserved for future use



NOTES:
LIMIT SWITCHES ARE DESIGNED FOR OVERDRIVE PROTECTION ONLY
CABLE LENGTH 108" (2743mm)
ACTUATOR SHOWN AT MAX EXTENSION

	NAME	DATE
DRAWN	SS	09/19/07
ENG APPR.	JMM	03/05/2007
MFG APPR.	TC	09/20/07

PROPRIETARY AND CONFIDENTIAL

THE INFORMATION CONTAINED IN THIS DRAWING IS THE SOLE PROPERTY OF THORLABS, INC. ANY REPRODUCTION IN PART OR AS A WHOLE WITHOUT THE WRITTEN PERMISSION OF THORLABS, INC. IS PROHIBITED.

THORLABS INC. PO BOX 366
NEWTON NJ

TITLE: 12mm TRAVEL DC SERVO ACTUATOR
WITH 1/4-80 MOUNTING BARREL

MATERIAL: N/A
SIZE: A B

SCALE: 1:2 SHEET 1 OF 1

DWG. NO. 16353-E01
PART NO. Z712