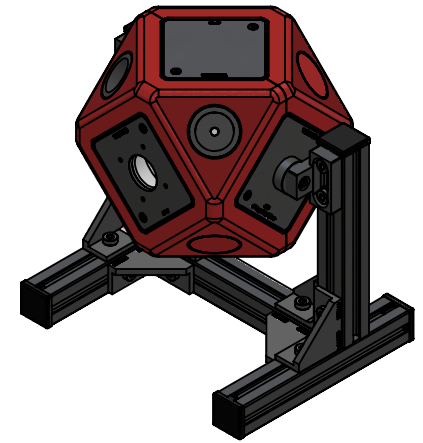
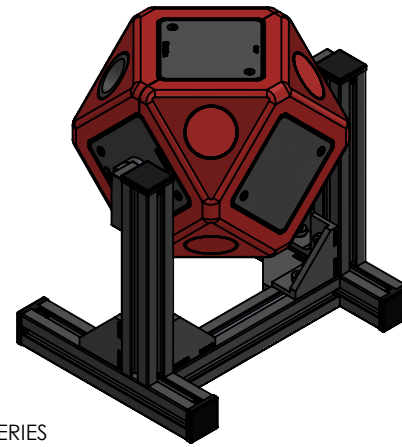
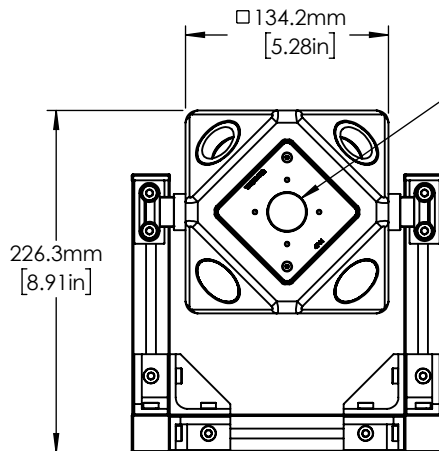


163.0mm
[6.42in]

Ø 5 mm PORT
SM1 [1.035"-40] SERIES
INTERNAL THREAD
12.4mm [0.49in] DEEP
2 PLACES



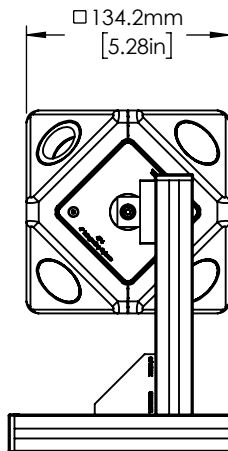
Ø 1 INCH INPUT PORT
SM1 [1.035"-40] SERIES
INTERNAL THREAD
3mm [0.12in] DEEP



226.3mm
[8.91in]

□ 134.2mm
[5.28in]

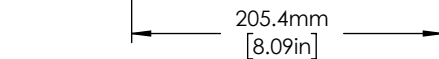
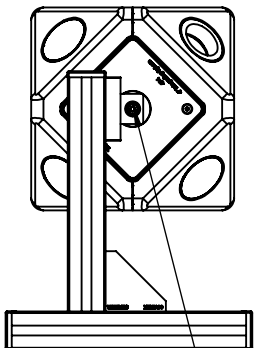
184.2mm
[7.25in]



□ 134.2mm
[5.28in]

M3 x8 COUNTERSUNK SCREW
2mm [5/64in] HEX
2 PLACES ON EACH INSERT PLATE

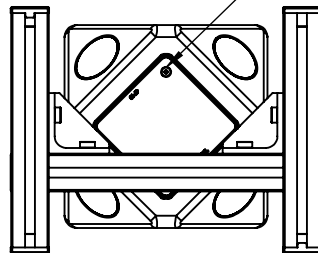
XE25 25mm
CONSTRUCTION RAIL SYSTEM



226.3mm
[8.91in]

205.4mm
[8.09in]

M4 x 10 CAP SCREW
3mm HEX
2 PLACES

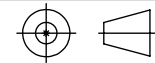


226.3mm
[8.91in]

205.4mm
[8.09in]

FOR INFORMATION ONLY
NOT FOR MANUFACTURING PURPOSES

DRAWING PROJECTION



	NAME	DATE
DRAWN	mur	18/Sep/19
APPROVAL	sba	25/Sep/19

COPYRIGHT ©2019 BY THORLABS

VALUES IN PARENTHESIS ARE CALCULATED AND MAY CONTAIN ROUND OFF ERRORS

THORLABS

www.thorlabs.com

100 mm Light Measurement
Integrating Sphere

MATERIAL	N/A	REV A
----------	-----	----------

ITEM #	4P3	APPROX WEIGHT 3.34 kg
--------	-----	--------------------------