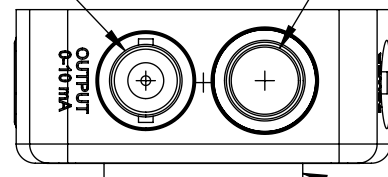


OUTPUT (BNC): 0-10 mA max.

BATTERY CAP

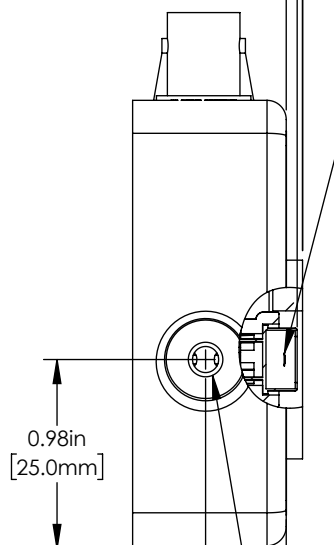
DETECTOR ACTIVE AREA
SURFACE IS FLUSH WITH
FRONT OF HOUSING



SM1 (1.035-40) SERIES
EXTERNAL THREAD

0.03in
[0.7mm]

0.09in
[2.2mm]

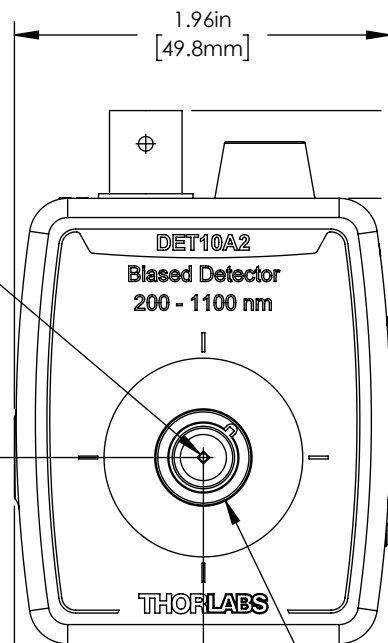


Ø1mm
DETECTOR

0.98in
[25.0mm]

0.42in
[10.7mm]

0.98in
[25.0mm]



DET10A2
Biased Detector
200 - 1100 nm

THORLABS

0.98in
[25.0mm]

SM05 (0.535-40) SERIES
INTERNAL THREAD

2.33in
[59.3mm]

2.79in
[70.9mm]

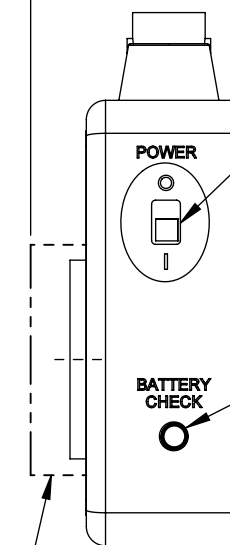
0.51in
[12.8mm]

0.80in
[20.3mm]

0.89in
[22.5mm]

0.98in
[25.0mm]

1.09in
[27.7mm]



POWER SWITCH

BATTERY CHECK
BUTTON

INCLUDED:
SM1 ADAPTER and
SM1RR RETAINING RING



THREAD MOUNTS ACCEPT:
8-32 x 0.25in
AND M4 x 0.7 x 6mm

FOR INFORMATION ONLY
NOT FOR MANUFACTURING PURPOSES

DRAWING
PROJECTION



	NAME	DATE
DRAWN	WKC	08/DEC/17
APPROVAL	RH	08/DEC/17

COPYRIGHT © 2017 BY THORLABS

VALUES IN PARENTHESIS ARE CALCULATED
AND MAY CONTAIN ROUND OFF ERRORS

THORLABS
www.thorlabs.com

Si Biased Detector

MATERIAL	REV
N/A	A
ITEM #	APPROX WEIGHT
DET10A2	0.10 kg