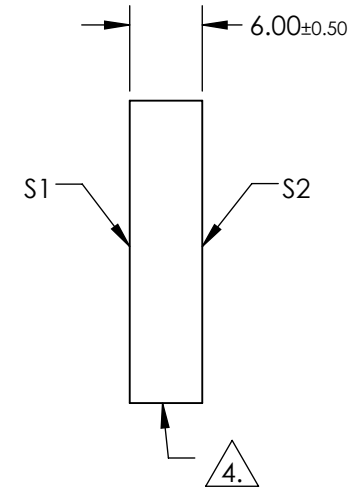
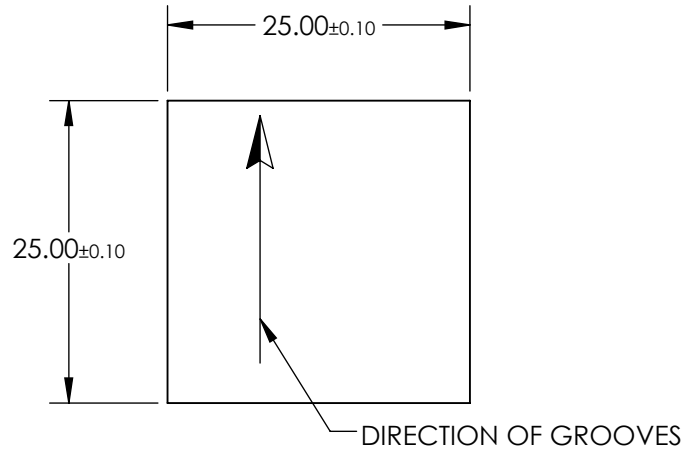
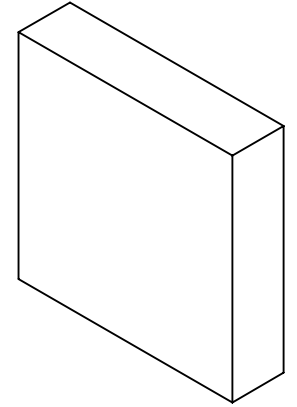


NOTES:

1. SUBSTRATE MATERIAL:  
FLOAT GLASS
2. COATING (APPROX ACROSS CLEAR APERTURE):  
S1: GOLD  
S2: NONE
3. BLAZE ANGLE: 17° 30'  
NOMINAL BLAZE WAVELENGTH: 700-1600nm  
GROOVE DENSITY: 600 GROOVES/mm
4. EDGES GROUND
5. RoHS COMPLIANT



**FOR INFORMATION ONLY:  
DO NOT MANUFACTURE  
PARTS TO THIS DRAWING**

SPECIFICATIONS SUBJECT TO CHANGE WITHOUT NOTICE  
DIMENSIONS ARE FOR REFERENCE ONLY



	S1	S2	THIRD ANGLE PROJECTION		TITLE	600 GROOVES, 25x25mm, RULED GOLD HIGH PERFORMANCE REFLECTION GRATING	
SHAPE	PLANO	PLANO	ALL DIMS IN	mm	DWG NO	15779	SHEET 1 OF 1
CLEAR APERTURE	22.5 x 22.5	22.5 x 22.5					