

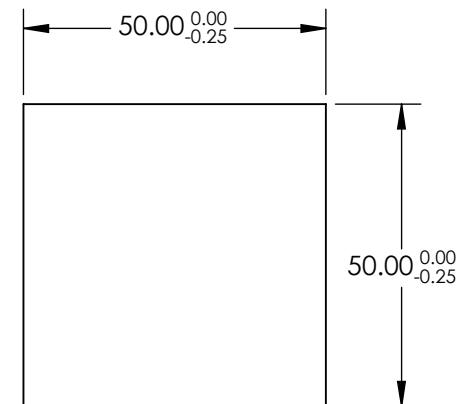
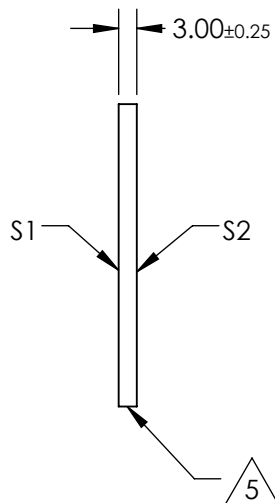
NOTES:

1. SUBSTRATE MATERIAL:  
N-BK7
2. ROHS COMPLIANT
3. SURFACE S1 TO BE PARALLEL TO SURFACE S2 TO WITHIN  $\leq 3$  ARCMIN
4. COATING (APPLY ACROSS CLEAR APERTURE)

S1: 20% R  $\pm 5\%$  @ 550nm  
80% T  $\pm 5\%$  @ 550nm

S2: AR R(avg)  $\leq 1\%$ , R(abs)  $\leq 2\%$  @ 400 - 700nm

 CUT WITH 0.25mm MAXIMUM EDGE CHIP

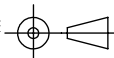


**FOR INFORMATION ONLY:  
DO NOT MANUFACTURE  
PARTS TO THIS DRAWING**

SPECIFICATIONS SUBJECT TO CHANGE WITHOUT NOTICE  
DIMENSIONS ARE FOR REFERENCE ONLY

REV. A	S1	S2
SHAPE	PLANO	PLANO
ANGLE OF INCIDENCE	45°	45°
SURFACE QUALITY	60-40	60-40
SURFACE FLATNESS	1λ PER 25mm	1λ PER 25mm

THIRD ANGLE PROJECTION



ALL DIMS IN

mm

 **Edmund Optics®**

TITLE

50 x 50mm, 20 R/80 T, PLATE BEAMSPLITTER

DWG NO

68375

SHEET  
1 OF 1