

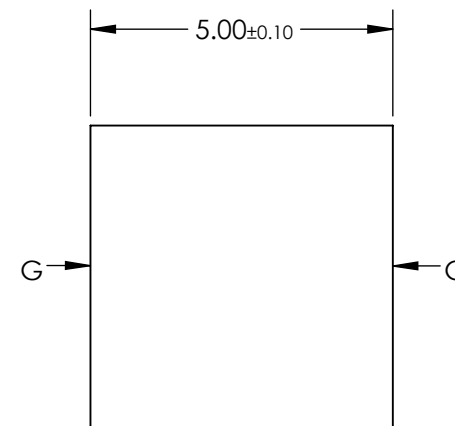
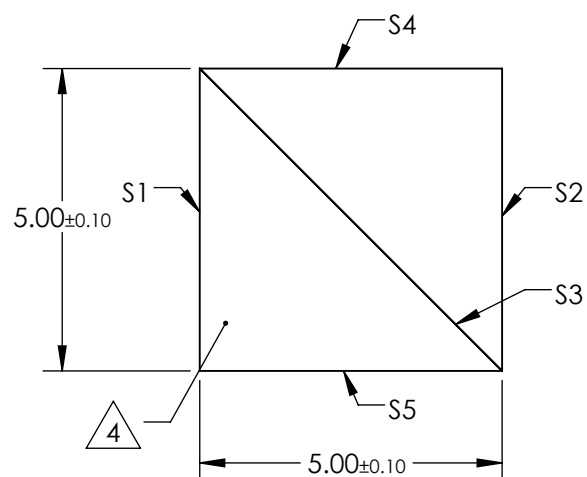
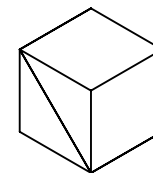
NOTES:

1. SUBSTRATE MATERIAL: N-BK7
2. ROHS COMPLIANT
3. COATING (APPLY ACROSS CLEAR APERTURE)  
 SURFACE MARKED G: NONE  
 SURFACE MARKED S1, S2, S4 & S5:  
 $R(\text{avg}) < 0.25\%$  @ 1064nm @ 0° AOI

SURFACE MARKED S3:  
 NON-POLARIZING COATING PER FINISHED CUBE  
 SPECIFICATIONS LISTED BELOW

4. APPLY MARK IDENTIFYING BEAMSPLITTER COATED  
 RIGHT ANGLE PRISM WITH PENCIL OR PERMANENT  
 INK

5. TOLERANCES:  
 S1 & S2 BEAM DEVIATION TO BE WITHIN 2 arcmin  
 S4 & S5 BEAM DEVIATION TO BE WITHIN 2 arcmin

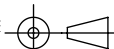


**FOR INFORMATION ONLY:  
 DO NOT MANUFACTURE  
 PARTS TO THIS DRAWING**

SPECIFICATIONS SUBJECT TO CHANGE WITHOUT NOTICE  
 DIMENSIONS ARE FOR REFERENCE ONLY

AVERAGE TRANSMISSION	45% ± 5%
Ts - Tp	<3%
ABSOLUTE TRANSMISSION	45% ± 10%
SURFACE FLATNESS	$\lambda/8$
SURFACE QUALITY	40-20
CLEAR APERTURE	90 %

THIRD ANGLE  
 PROJECTION



ALL DIMS IN

mm

**EO**® Edmund Optics®

TITLE

5mm, 1064nm, NON-POLARIZING CUBE  
 BEAMSPLITTER

DWG NO

35964

SHEET  
 1 OF 1