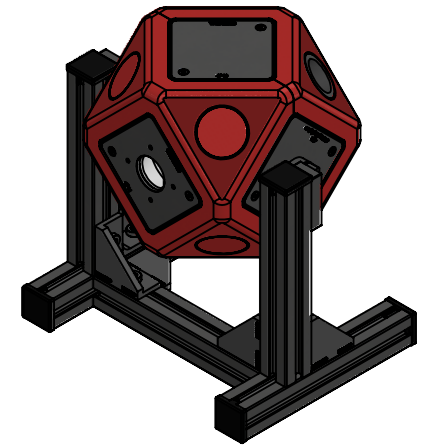
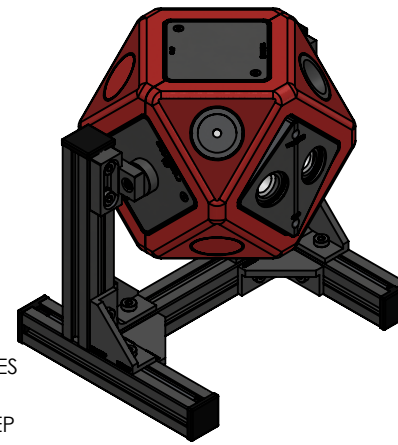
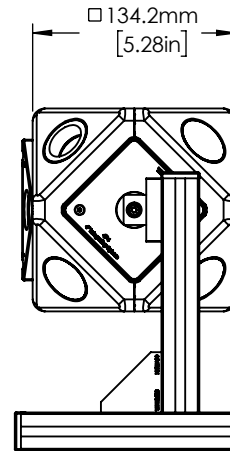


163.0mm
[6.42in]

Ø 5 mm PORT
SM1 [1.035"-40] SERIES
INTERNAL THREAD
12.4mm [0.49in] DEEP
2 PLACES

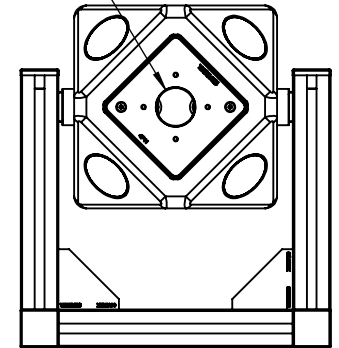


Ø 14 mm PORT
8° ANGLED
SM1 [1.035"-40] SERIES
INTERNAL THREAD
4.8mm [0.19in] DEEP
2 PLACES

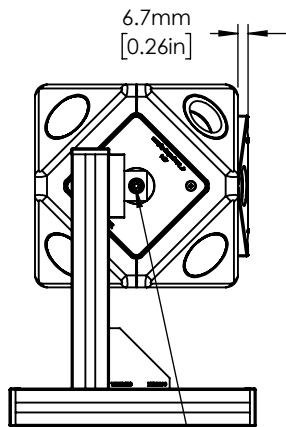


□ 134.2mm
[5.28in]

Ø 1 INCH THRU PORT
SM1 [1.035"-40] SERIES
INTERNAL THREAD
3mm [0.12in] DEEP

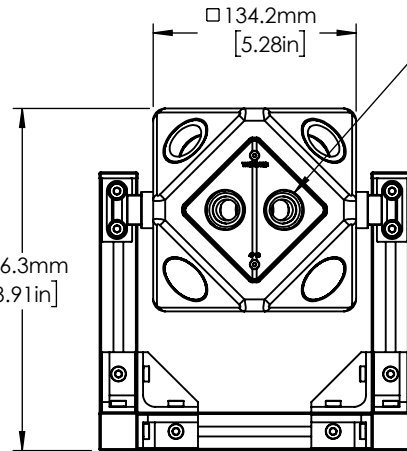


□ 134.2mm
[5.28in]



6.7mm
[0.26in]

226.3mm
[8.91in]



□ 134.2mm
[5.28in]

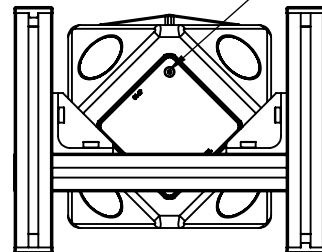
184.2mm
[7.25in]

205.4mm
[8.09in]

M3 x8 COUNTERSUNK SCREW
2mm [5/64in] HEX
2 PLACES ON EACH PORT INSERT

M4 x 10 CAP SCREW
3mm HEX
2 PLACES

XE25 25mm
CONSTRUCTION RAIL SYSTEM



FOR INFORMATION ONLY
NOT FOR MANUFACTURING PURPOSES

DRAWING PROJECTION



	NAME	DATE
DRAWN	mur	18/Sep/19
APPROVAL	sba	25/Sep/19

COPYRIGHT ©2019 BY THORLABS

VALUES IN PARENTHESIS ARE CALCULATED AND MAY CONTAIN ROUND OFF ERRORS

THORLABS
www.thorlabs.com

100 mm Reflectance Measurement
Integrating Sphere

MATERIAL N/A REV A

ITEM # 4P4 APPROX WEIGHT 3.4 kg