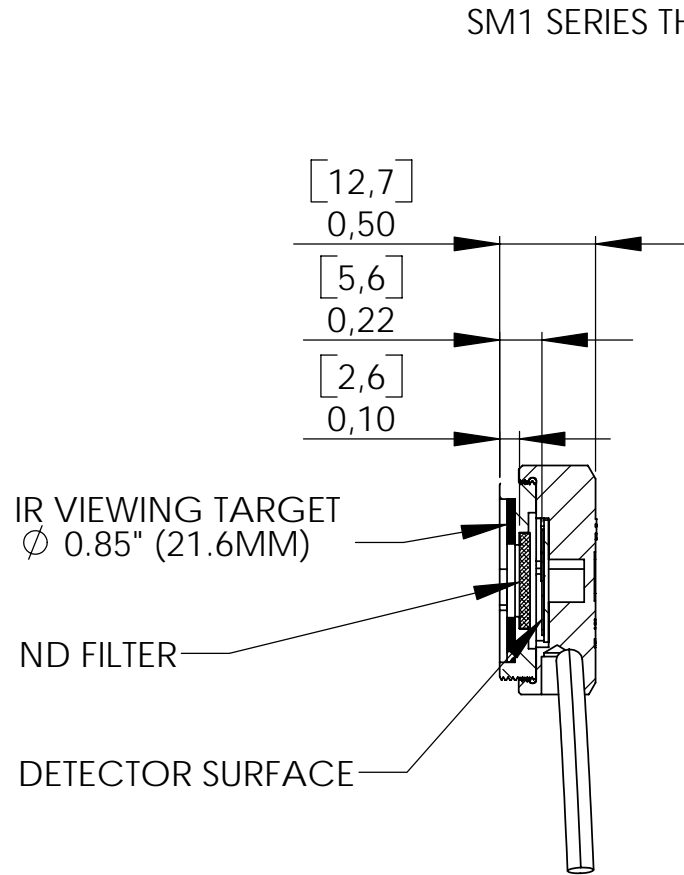
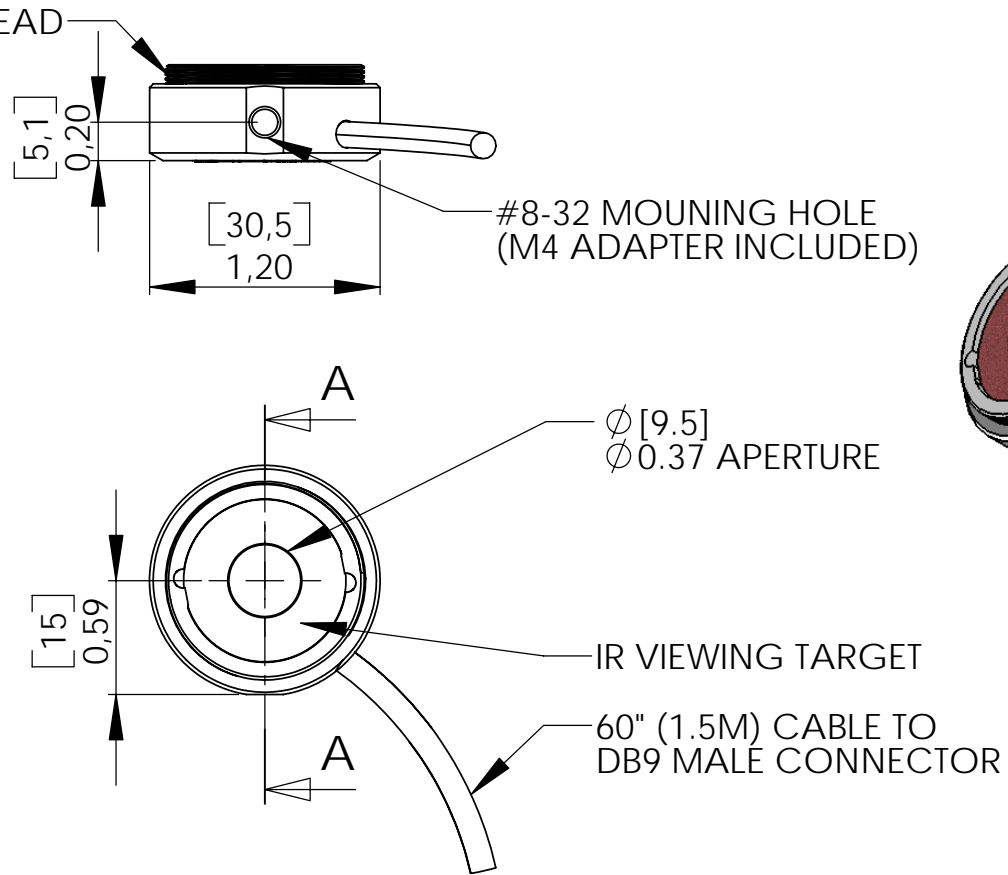


INFORMATION ONLY, NOT FOR MANUFACTURING



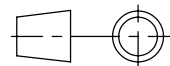
SECTION A-A



ALL DIMENSIONS IN PARANTHESES ARE MILLIMETERS

UNLESS OTHERWISE SPECIFIED:
 DIMENSIONS ARE IN INCHES
 TOLERANCES LINEAR: ± 0.005
 ANGULAR: $\pm 30'$

DEBUR AND
 BREAK SHARP
 EDGES



THORLABS Karlsfeld
 Germany

	NAME	DATE
DRAWN	Go	04/16/06
CHK'D	Go	04/16/06
APPV'D	Go	04/16/06

MATERIAL:
 N/A

TITLE:
 OPTICAL POWER METER HEAD

NO PART OF THIS DRAWING MAY BE
 REPRODUCED OR TRANSMITTED IN ANY
 FORM OR BY ANY MEANS INCLUDING
 PHOTOCOPYING OR RECORDING
 WITHOUT THE PRIOR WRITTEN
 PERMISSION OF THORLABS GMBH

FINISH / TREATMENT:
 N/A

PART NO. S120B, S121B, S122B

REV
 B

DWG NO. 13336-E01

SIZE
 A4