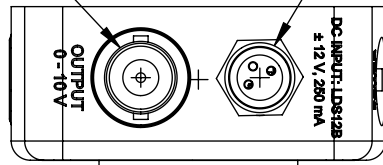


OUTPUT (BNC): 0-10 V max. POWER CONNECTOR



SM1 (1.035-40) SERIES EXTERNAL THREAD

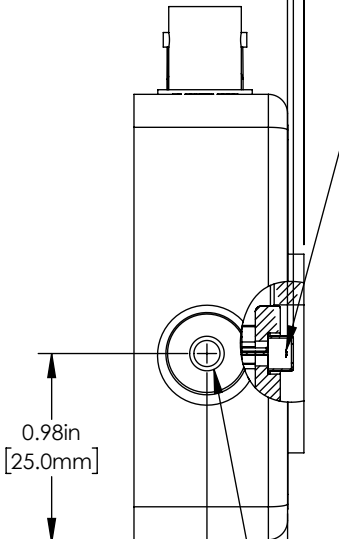
DETECTOR ACTIVE AREA SURFACE IS FLUSH WITH FRONT OF HOUSING

0.05in [1.4mm]  
0.09in [2.2mm]

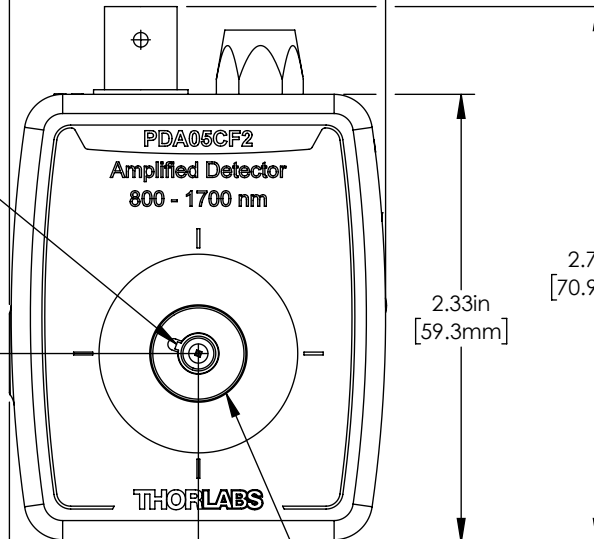
1.96in [49.8mm]



1.09in [27.7mm]



Ø 0.5mm DETECTOR



POWER SWITCH

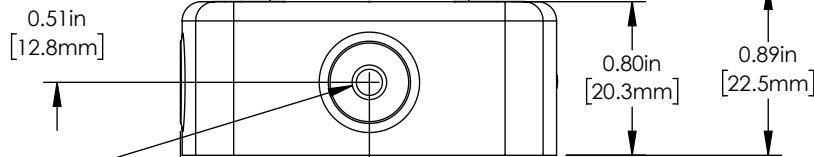
POWER INDICATOR LED

0.98in [25.0mm]  
0.42in [10.7mm]

0.98in [25.0mm]

SM05 (0.535-40) SERIES INTERNAL THREAD

INCLUDED:  
SM1 ADAPTER and  
SM1RR RETAINING RING



THREAD MOUNTS ACCEPT:  
8-32 x 0.25in  
AND M4 x 0.7 x 6mm

0.98in [25.0mm]

FOR INFORMATION ONLY  
NOT FOR MANUFACTURING PURPOSES

DRAWING PROJECTION



	NAME	DATE
DRAWN	WKC	18/DEC/17
APPROVAL	RH	20/DEC/17

COPYRIGHT © 2017 BY THORLABS  
VALUES IN PARENTHESIS ARE CALCULATED AND MAY CONTAIN ROUND OFF ERRORS

**THORLABS**  
www.thorlabs.com

InGaAs Fixed Gain Detector		REV A
MATERIAL	N/A	
ITEM #	PDA05CF2	APPROX WEIGHT 0.10 kg