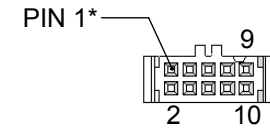
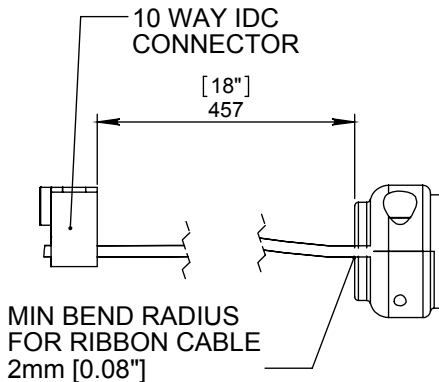
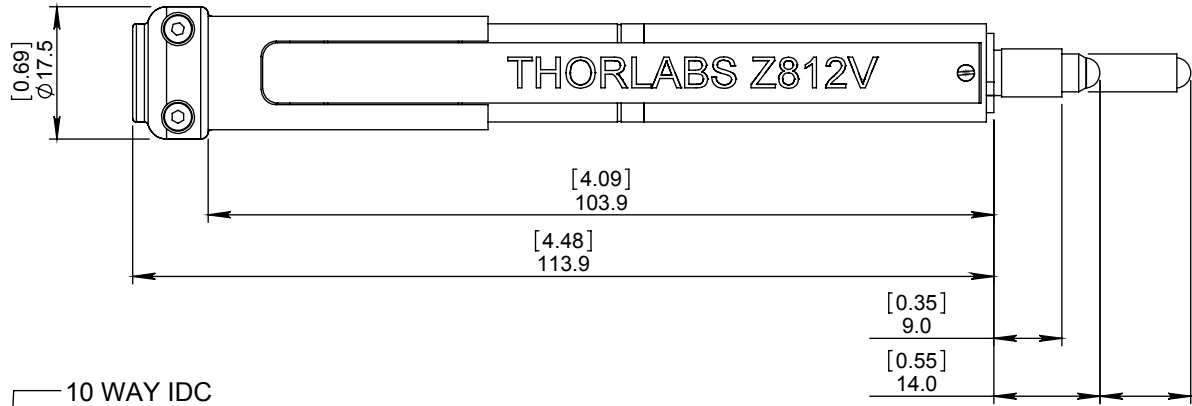


DO NOT SCALE

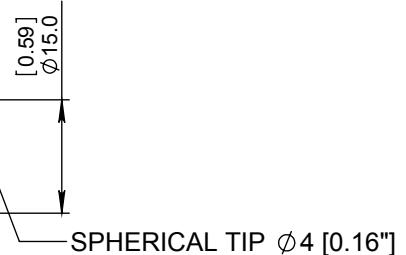


PIN 1	MOTOR (+)	PIN 6	MOTOR (-)
PIN 2	Vcc	PIN 7	LIMIT GROUND
PIN 3	CHANNEL A	PIN 8	REVERSE LIMIT
PIN 4	CHANNEL B	PIN 9	FORWARD LIMIT
PIN 5	GND	PIN 10	NOT CONNECTED

* PIN 1 DENOTED BY ARROW ON TOP SURFACE OF CONNECTOR




MIN BEND RADIUS FOR RIBBON CABLE
2mm [0.08"]



1/4"- 80 THREADED MOUNTING BARREL

PTFE RIBBON CABLE
1.27mm [0.05"] SPACING
28AWG SILVER PLATED STRANDED COPPER

DARKER WIRE DENOTES PIN 1



THORLABS		COPYRIGHT © THORLABS ALL RIGHTS RESERVED NO UNAUTHORIZED DUPLICATION OR MANUFACTURE PERMITTED	
TITLE Z812V ACTUATOR			
MATERIAL -			
TREATMENT -			
FINISH -			
DATE	DWG	ISSUE	
10/5/2009	Z812V	1	
DRAWN	APPD.	SCALE	
KBS	-	1:1	A4 SHEET 1 OF 1

1	INITIAL RELEASE	08/06/09
ISSUE	C/N NUMBER	DATE
TOLERANCES X=±1 X.X=±0.25 X.XX=±0.1 ANGULAR=±0°30'		ALL DIMENSIONS IN MILLIMETRES
THIRD ANGLE PROJECTION DRAWN TO BS.308		

