

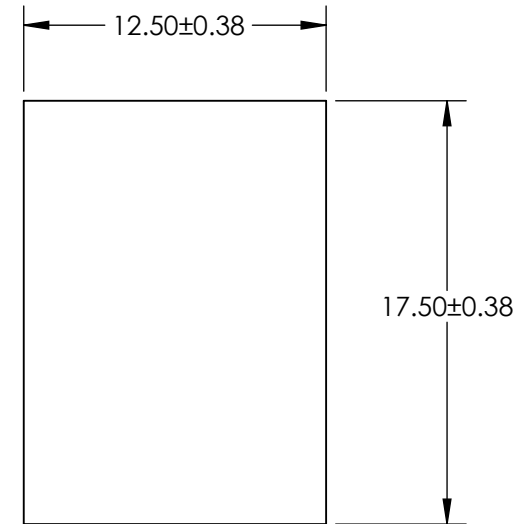
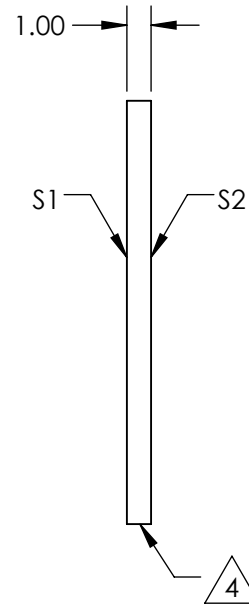
NOTES:

1. SUBSTRATE MATERIAL:
FLOAT GLASS
2. ROHS COMPLIANT
3. COATING (APPLY ACROSS CLEAR APERTURE)

S1: 30% R $\pm 5\%$ @ 550nm
70% T $\pm 5\%$ @ 550nm

S2: AR $\frac{1}{4}\lambda$ MgF2 @ 550nm

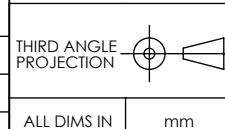
 4. EDGES CUT



**FOR INFORMATION ONLY:
DO NOT MANUFACTURE
PARTS TO THIS DRAWING**

SPECIFICATIONS SUBJECT TO CHANGE WITHOUT NOTICE
DIMENSIONS ARE FOR REFERENCE ONLY

REV. A	S1	S2
SHAPE	PLANO	PLANO
SURFACE QUALITY	80-50	80-50
SURFACE FLATNESS	4 - 6λ	4 - 6λ
BEVEL	PROTECTED AS NEEDED	PROTECTED AS NEEDED



 **Edmund Optics®**

TITLE 12.5 x 17.5mm, 30 R/70 T, PLATE BEAMSPLITTER

ALL DIMS IN mm

DWG NO 45315

SHEET 1 OF 1